

## CAM® Gauge Rake CAM® Sets

We use a "radial" edge CAM® design which maintains uniform coating thickness, even at varying handle angles and lengths.



**CAM® Gauge Rake Frames and CAM® Sets are sold separately**



**Larger CAM® Sets:**

**5/8" CAM® Set  
57090 (size 10)  
3 settings**

**1" CAM® Set  
57096 (size 16)  
3 settings**

**1-1/2" CAM® Set  
57104 (size 24)  
2 settings**

**Our Most Popular Sizes**



1/16" - 57081



1/8" - 57082



1/4" - 57084




1/32"	1/24"	1/16"	1/8"	3/16"	1/4"	5/16"	3/8"	1/2"
<b>57078</b>	<b>57079</b>	<b>57081</b>	<b>57082</b>	<b>57083</b>	<b>57084</b>	<b>57085</b>	<b>57086</b>	<b>57088</b>
<b>Size A</b>	<b>Size B</b>	<b>Size 1</b>	<b>Size 2</b>	<b>Size 3</b>	<b>Size 4</b>	<b>Size 5</b>	<b>Size 6</b>	<b>Size 8</b>

## CAM® Sets are also available in "3-packs"...

MWR Item No.	Description
<b>57180</b>	CAM® 3 Pack - 1 Set (2) each, Size 1 (57081), 2 (57082) and 4 (57084)
<b>57181</b>	CAM® 3 Pack - 1 Set (2) each, Size 2 (57082), 4 (57084) and 6 (57086)


**Level "Pegs"**



*Customize your own...*

## CAM® Gauge Rake ...or choose a Frame & Blade "Combo" *(you supply only the handle)*

**Now you can order the exact tool you use most.** These gauge rakes come with a 24" wide frame and 1 CAM® set. Four different sizes of CAM® sets are available. Simply attach a handle and you have a complete tool. See all of our handle options on page 18. Replacement CAM® sets are available, see above for all sizes.



**For Handle Options**

**See P. 18**




MWR Item No.	Description
<b>57201</b>	24" CAM® Gauge Rake <b>with size 1 (1/16") CAM® Set</b> , THA*
<b>57202</b>	24" CAM® Gauge Rake <b>with size 2 (1/8") CAM® Set</b> , THA*
<b>57204</b>	24" CAM® Gauge Rake <b>with size 4 (1/4") CAM® Set</b> , THA*
<b>57206</b>	24" CAM® Gauge Rake <b>with size 6 (3/8") CAM® Set</b> , THA*

\*Threaded Handle Adapter

## "Sled" Style Gauge Rakes

These **self-adjusting** gauge rakes have been used for many years. Although not as precise as our other gauge rakes shown, they are **value priced**, will allow you to achieve a reasonably level depth when installing more cementitious materials, and **do allow you to more easily move over rougher surfaces.** **Styles and colors may vary, but the "sled-style" self-adjusting features of these gauge rakes will be "standard" characteristics of anything available in this category.** ...and our handle adapter is "threaded".



**0" to 2" Depth**

MWR Item No.	Description
<b>58420</b>	24" Sled-Style Gauge Rake
<b>58425</b>	36" Sled-Style Gauge Rake